



DEPENDENCY ON REGIONAL LIBRARIES FOR GREY LITERATURE : PERCEPTIONS OF RESEARCHERS IN ENGINEERING SCIENCES AND TECHNOLOGY



N. CHOWDAPPA

BMS College of Engineering, Bangalore, India

L. USHA DEVI

Bangalore University, India

C.P. RAMASESH

University of Mysore, India.

V.R. SHYAMALA

Government PU College, Mysore, India

OBJECTIVES OF THE STUDY

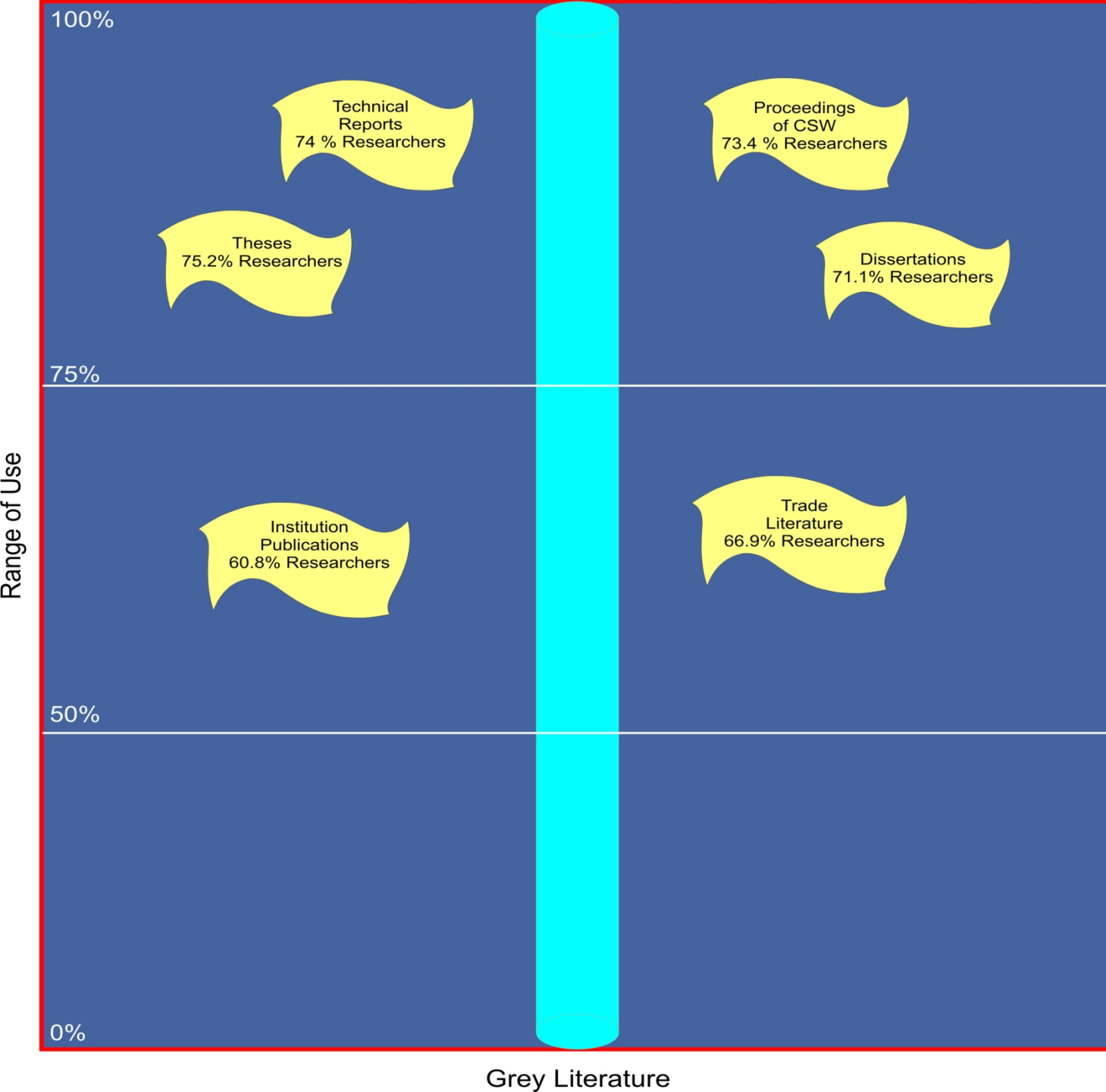
TO FIND OUT / IDENTIFY:

1. USE PATTERN OF VARIOUS GREY LITERATURE
2. EXTENT OF DEPENDENCY ON RL FOR GL
3. CONSTRAINTS IN USING REGIONAL LIBRARIES (RL)
4. NEED FOR DIGITIZATION AND RESOURCE SHARING
5. TRAINING REQUIREMENT OF RESEARCHERS

METHODOLOGY

QUESTIONNAIRES WERE ADMINISTERED TO

1. 65 Chief Librarians
2. 1270 Researchers in Engineering Sciences & Technology working in the 65 Engineering Research Centres.
3. Percentage of response obtained is 84.6



Extent of Use of GL By Researchers

Theses, Dissertations, Tech. Reports & Proc. of CSW are in use in the highest range of 75% to 100%.

Inst. Reports and Trade Literature are in use to a moderate extent Of 50% to 75%.

ACTIVE USERS OF REGIONAL LIBRARIES

S. No.	Disciplines of Research	Percentage
01	Civil Engineering	32.5%
02	Mechanical Engineering	30.2%
03	Electrical and Electronics Engineering	39.2%
04	Electronics & Communication Engineering	35.4%
05	Computer Science and Engineering	29.4%
06	Chemical Engineering	54.2%
07	Textile and Silk Technology	21.1%
08	General Science	38.6%
09	Business Administration	55.6%
	AVERAGE NUMBER OF USERS	37.35%

37.35% of the researchers rely upon regional libraries for GL. Comparatively more number of researchers from Chemical Engineering & Management Sc. use regional libraries.

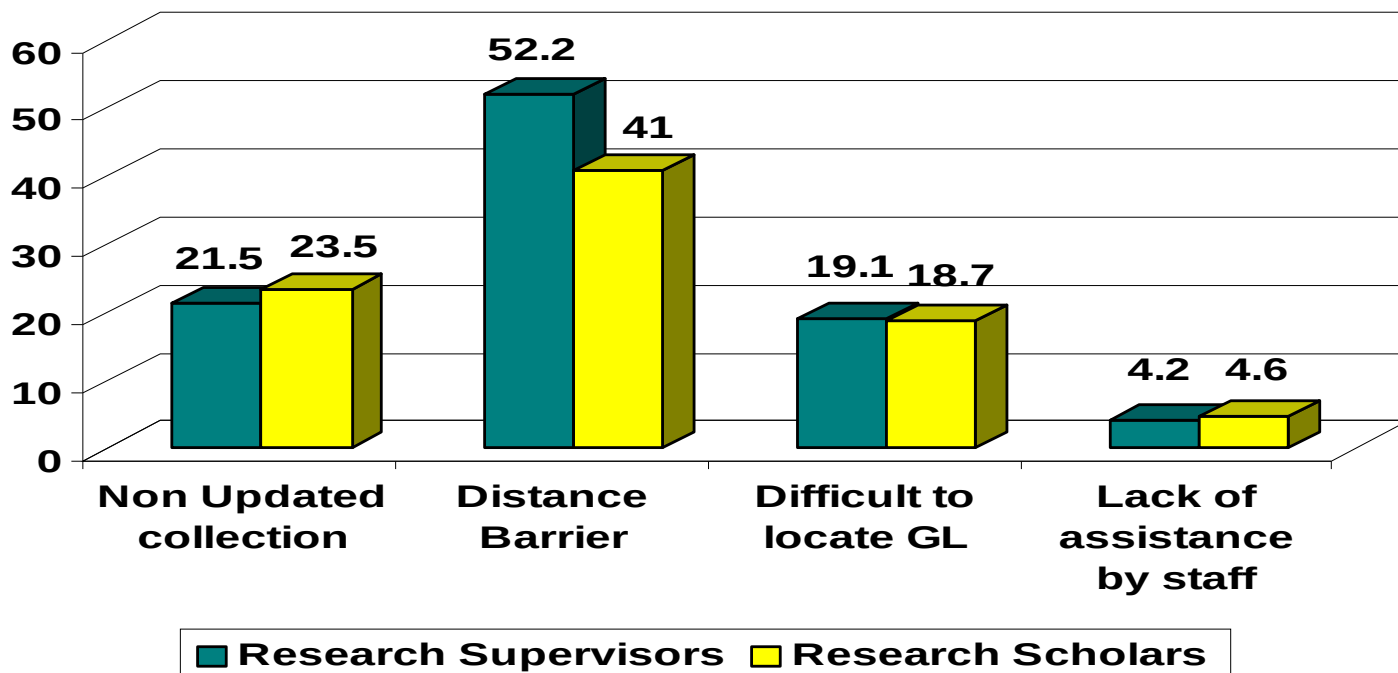
Dependency of Librarians on GL of RL

S. No.	Types of GL	Extent of Dependency					Total
		100%	75%	50%	25%	Nil	
1	Theses	5 7.7%	13 20.0%	16 24.6%	21 32.3%	10 15.4%	65 100%
2	Dissertations	3 4.6%	15 23.1%	18 27.7%	22 33.8%	7 10.8%	65 100%
3	Institutional publications	3 4.6%	13 20.0%	15 23.1%	23 35.4%	11 16.9%	65 100%
4.	Trade literature	3 4.6%	11 16.9%	17 26.2%	19 29.2%	15 23.0%	65 100%
5.	Technical reports	5 7.7%	7 10.8%	24 36.9%	22 33.8%	7 10.8%	65 100%
6.	Proceedings of CSW	3 4.6%	12 18.5%	19 29.2%	23 35.4%	8 12.3%	65 100%

Lower dependency of librarians on regional libraries(RL) is depicted. Reliance on Tech. Reports and Proc. of CSW is comparatively high.

RESEARCHERS ON CONSTRAINTS IN USING GL OF REGIONAL LIBRARIES

S. No.	Category of Constraints	Research Supervisors	Research Scholars
01	Non up-to-date collection	21.5%	23.5%
02	Distance barrier & Lib. Timings	52.2%	41.0%
03	Difficult to locate GL	19.1%	18.7%
04	Lack of assistance by staff	4.2%	4.6%



RESPONSE ON THE EXTENT OF UP-TO-DATE COLLECTION

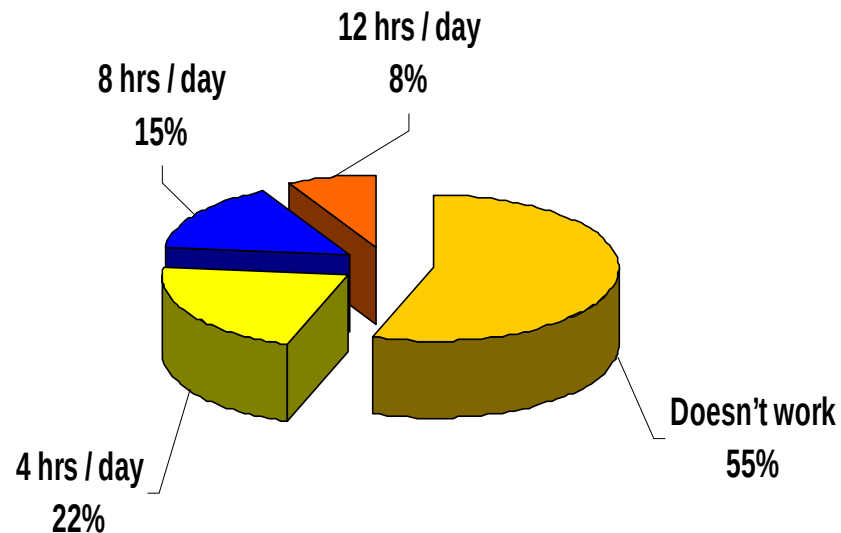
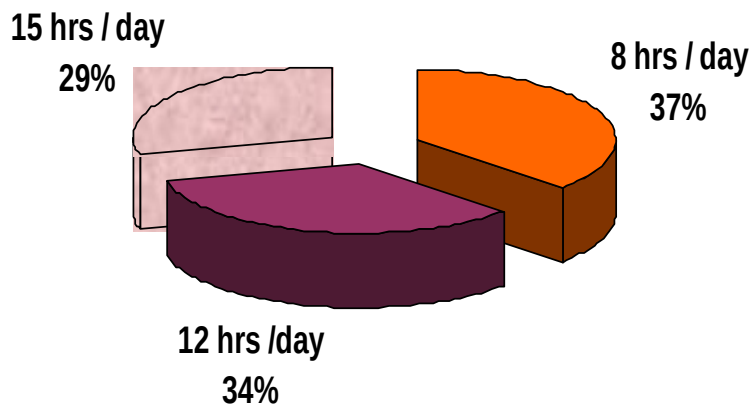
Category of GL	Extent of up-to-date collection					Total
	100%	75%	50%	25%	Nil	
Theses	168 13.2%	351 27.6%	452 35.6%	176 13.9%	123 9.7%	1270 100%
Dissertations	201 15.8%	346 27.2%	470 37.0%	188 14.8%	65 5.1%	1270 100%
Institutional Publications	246 19.4%	309 24.3%	334 26.3%	323 25.4%	58 4.6%	1270 100%
Trade Literature	123 9.7%	352 27.7%	379 29.8%	347 27.3%	69 5.4%	1270 100%
Technical Reports	222 17.5%	383 30.2%	421 33.1%	212 16.7%	32 2.5%	1270 100%
Proceedings of CSW.	242 19.1%	364 28.7%	450 35.4%	181 14.3%	33 2.6%	1270 100%

RESEARCHERS: GL Collection lacks up-datedness to a little extent.
Trade Literature & Inst. Publications are slightly out-dated.

Weekdays - LIBRARY HOURS - Weekends

Library Hours	No. of Libraries
8 hrs / day	24
12 hrs /day	22
15 hrs / day	19
Total	65

Library Hours	No. of Libraries
Doesn't work	36
4 hrs / day	14
8 hrs / day	10
12 hrs / day	05



EXTENT OF COOPERATION EXTENDED BY LIBRARIANS

S. No.	Extent of Cooperation	Percentage
1	Highly cooperative	56.0%
2	Cooperative	39.5%
3	Slightly cooperative	4.0
4	Not at all cooperative	0.5%
	Total	100%

RESEARCHERS ON THE NEED OF ORIENTATION (O.P.)/TRAINING

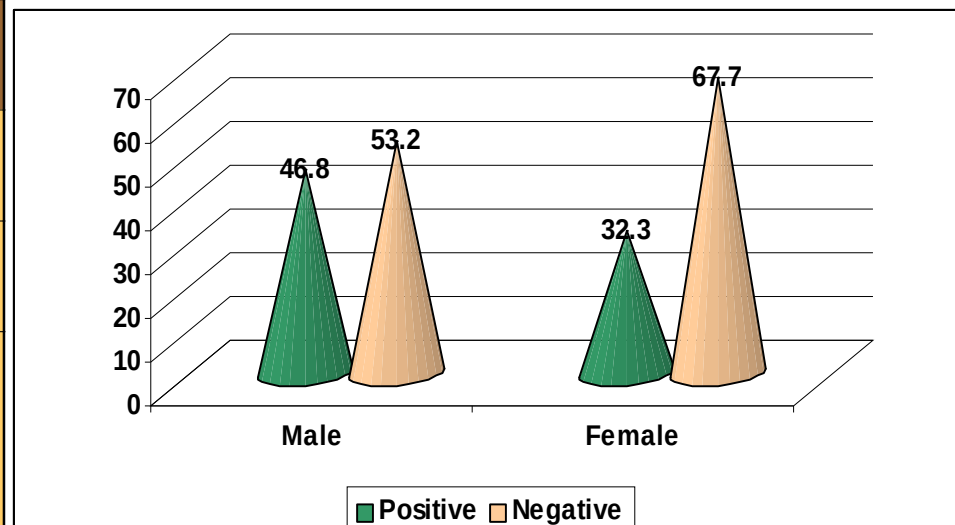
Sl. No.	Category of Response	Research Supervisors		Research Scholars		Total	
		No.	%	No.	%	No.	%
1	Strongly agree	159	46.8	345	37.1	504	42.0
2	Agree	158	46.5	499	53.7	657	50.1
3	Agree to a little extent	18	5.2	79	8.5	97	6.8
4	Disagree	5	1.5	7	0.8	12	1.1

1. Cooperation and assistance rendered by librarians is appreciated

2. Large segment of researchers intends to attend O.P.

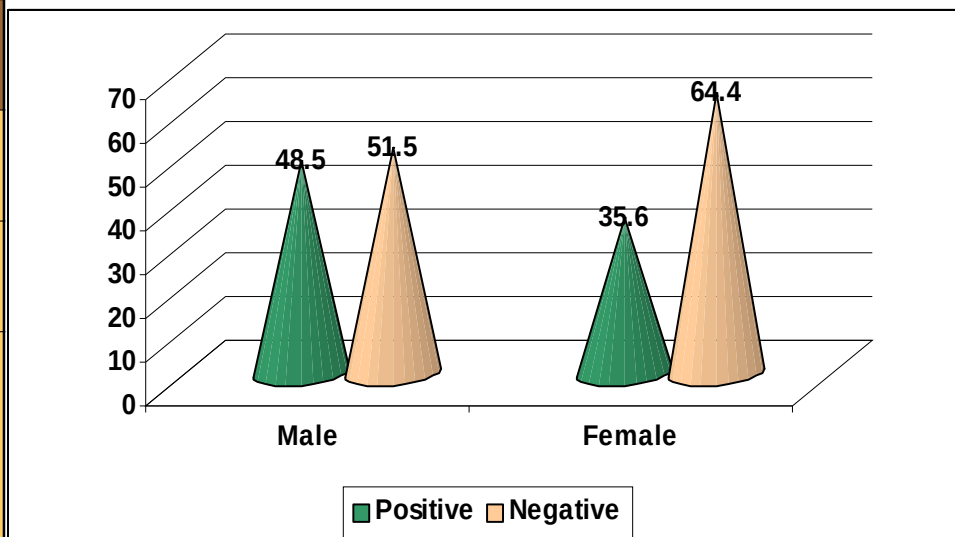
RESEARCH SCHOLARS ON KNOWLEDGE OF GL OF RL

S. No.	Response	Male	Female
01	Positive	46.8%	32.3%
02	Negative	53.2%	67.7%
	Total	667 (100%)	263 (100%)



RESEARCH SUPERVISORS ON KNOWLEDGE OF GL OF RL

S. No.	Response	Male	Female
01	Positive	48.5%	35.6%
02	Negative	51.5%	64.4%
	Total	295 (100%)	45 (100%)



1. Large percentage of researchers are not aware of GL available in RL.
2. Female respondents representing 66.05% are unaware of GL of RL.

DEMAND FOR NOTIFYING NEW ARRIVALS OF GL ON THE WEBSITE

Sl. No.	Category of GL	Positive Responses in Percentage		
		Research Supervisors	Research Scholars	Total
1	Theses	93.2%	93.5%	93.4%
2	Dissertations	92.1%	91.2%	91.6%
3	Inst. publications	86.5%	86.7%	86.6%
4	Trade literature	85.0 %	85.9%	85.5%
5	Technical reports	91.8%	92.8%	92.3%
6	Proceedings of CSW	93.8%	92.4%	93.1%
	Average percentage	90.4%	90.4%	90.4%

Overwhelming majority representing 90.4% demand for notifying the new arrivals of GL on the institution web sites. Presupposes need of creating Institutional Repositories.

SUMMARY OF FINDINGS

1. Active users of regional libraries (RL) stands at 37.35%.
2. Theses, tech. reports and proc of CSW are used to a greater extent.
3. Performance of library staff is appreciated.
4. Large percentage of female researchers are unaware of the GL collections of RL.
5. Immediate need of creating Institutional Repository is noticed.
6. Lower dependency of librarians on RL is depicted.

RECOMMENDATIONS

1. Steps need to be initiated to up-date collection in the libraries.
2. Libraries have to be kept open on weekends to facilitate research.
3. O.P. be conducted for researchers on facilities and services of RL.
4. Notify the new arrivals of GL on the institution web sites.